

# Robust Non-Parametric Data Approximation of Pointsets via Data Reduction\*

Stephane Durocher<sup>†</sup>

Alexandre Leblanc<sup>†</sup>

Jason Morrison<sup>†</sup>

Matthew Skala<sup>†</sup>

May 31, 2012

## Abstract

In this paper we present a novel non-parametric method of simplifying piecewise linear curves and we apply this method as a statistical approximation of structure within sequential data in the plane. We consider the problem of minimizing the average length of sequences of consecutive input points that lie on any one side of the simplified curve. Specifically, given a sequence  $P$  of  $n$  points in the plane that determine a simple polygonal chain consisting of  $n - 1$  segments, we describe algorithms for selecting an ordered subset  $Q \subset P$  (including the first and last points of  $P$ ) that determines a second polygonal chain to approximate  $P$ , such that the number of crossings between the two polygonal chains is maximized, and the cardinality of  $Q$  is minimized among all such maximizing subsets of  $P$ . Our algorithms have respective running times  $O(n^2 \log n)$  when  $P$  is monotonic and  $O(n^2 \log^2 n)$  when  $P$  is an arbitrary simple polyline. Finally, we examine the application of our algorithms iteratively in a bootstrapping technique to define a smooth robust non-parametric approximation of the original sequence.

## 1 Introduction

Given a simple polygonal chain  $P$  (a *polyline*) defined by a sequence of points  $(p_1, p_2, \dots, p_n)$  in the plane, the *polyline simplification problem* is to produce a simplified polyline  $Q = (q_1, q_2, \dots, q_k)$ , where  $k < n$ . The polyline  $Q$  represents an approximation of  $P$  that optimizes one or more objectives evaluated as functions of  $P$  and  $Q$ . For  $P$  to be *simple*, the points  $p_1, \dots, p_n$  must be distinct and  $P$  cannot intersect itself.

Motivation for studying polyline simplification comes from the fields of computer graphics and cartography, where simplification is used to render vector-based features such as streets, rivers, or coastlines onto a screen or a map at appropriate resolution with acceptable error [1], as well in problems involving computer animation, pattern matching and geometric hashing (see survey by Alt and Guibas for details [3]). Our present work removes the arbitrary parameter previously required to describe acceptable error between  $P$  and  $Q$ , and provides a simplification method that is robust to some forms of noise.

---

\*Work was supported in part by the Natural Science and Engineering Research Council of Canada (NSERC)

<sup>†</sup>University of Manitoba, Winnipeg, Canada, durocher@cs.umanitoba.ca, alex.leblanc@umanitoba.ca, jason.morrison@umanitoba.ca and mskala@cs.umanitoba.ca

Typical polyline simplification algorithms require that “distance” between two polylines be measured using a function denoted here by  $\zeta(P, Q)$ . The specific measure of interest differs depending on the focus of the particular problem or article; however, three measures are popular: Chebyshev error  $\zeta_C$ , Hausdorff distance  $\zeta_H$ , and Fréchet distance  $\zeta_F$ . In informal terms, the Chebyshev error is the maximum absolute difference between  $y$ -coordinates of  $P$  and  $Q$  (maximum residual); the symmetric Hausdorff distance is the distance between the most isolated point of  $P$  or  $Q$  with respect to the other polyline; and the Fréchet distance is more complicated, being the shortest possible maximum distance between two particles each moving forward along  $P$  and  $Q$ . Alt and Guibas give more formal definitions [3]. We define a new measure of quality or similarity, to be maximized, rather than using an “error” to be minimized. Our crossing measure is a combinatorial description of how well  $Q$  approximates  $P$ . It is invariant under a variety of geometric transformations of the polylines, and is often robust to uncertainty in the locations of individual points.

Previous work on polyline simplification is generally divided into four categories depending on what property is being optimized and what restrictions are placed on  $Q$  [3]. Problems can be classified as those that either require an approximating polyline  $Q$  having the minimum number of segments (minimizing  $|Q|$ ) for a given acceptable error  $\zeta(P, Q) \leq \epsilon$ , or a  $Q$  with minimum error  $\zeta(P, Q)$  for a given value of  $|Q|$ . These are called min-# problems and min- $\epsilon$  problems respectively. These two types of problems are each further divided into “restricted” problems where the points of  $Q$  are required to be a subset of those in  $P$  and to include the first and last points of  $P$  ( $q_1 = p_1$  and  $q_k = p_n$ ), and “unrestricted” problems, where the points of  $Q$  may be arbitrary points on the plane. Under this classification, the polyline simplification  $Q$  we examine is a restricted min-# problem for which a subset of points of  $P$  is selected (including  $p_1$  and  $p_n$ ) where the objective measure  $\zeta(P, Q)$  is the number of crossings between  $P$  and  $Q$  and an optimal simplification first maximizes (rather than minimizing) the crossing number and then has a minimum  $|Q|$  given the maximum crossing number.

While the restricted min-# problems find the smallest sized approximation within a given error  $\epsilon$ , an earlier approach was to find any approximation within the given error. The cartographers Douglas and Peucker [7] developed a heuristic algorithm where an initial (single segment) approximation was evaluated and the furthest point was then added to the simplification. This technique remained inefficient until series of papers by Hershberger and Snoeyink concluded that the problem could be solved in  $O(n \log^* n)$  time and linear space [8].

The most relevant previous literature is on restricted min-# problems. Imai and Iri [9] presented an early solution to the restricted polyline simplification problem using  $O(n^3)$  time and  $O(n)$  space. The version they study optimizes  $k = |Q|$  while maintaining that the Hausdorff metric between  $Q$  and  $P$  is less than the parameter  $\epsilon$ . Their algorithm was subsequently improved by Melkman and O’Rourke [10] to  $O(n^2 \log n)$  time and then by Chan and Chin [4] to  $O(n^2)$  time. Subsequently, Agarwal and Varadarajan [2] changed the approach from finding a shortest path in an explicitly constructed graph to an implicit method that runs in  $O(f(\delta)n^{\frac{4}{3}+\delta})$  time. Agarwal and Varadarajan used the  $L_1$  Manhattan and  $L_\infty$  Chebyshev metrics instead of the previous works’ Hausdorff metric. Finally, Agarwal *et al.* study a variety of metrics and give approximations of the min-# problem in  $O(n)$  or  $O(n \log n)$  time.

Our algorithm for minimizing  $|Q|$  while optimizing our non-parametric quality measure requires  $O(n^2 \log n)$  time when  $P$  is monotonic in  $x$ , or  $O(n^2 \log^2 n)$  time when  $P$  is a non-monotonic simple polyline on the plane, both in  $O(n)$  space. The near-quadratic times are remarkably similar to the optimal times achieved in the parametric version of the problem using Hausdorff distance [1, 4], suggesting the possibility that the problems may have similar complexities.

In the next section, we define the crossing measure  $\chi(Q, P)$  and relate the concepts and properties of  $\chi(Q, P)$  to previous work in both polygonal curve simplification and robust approximation. In Section 3, we describe our algorithms to compute simplifications of monotonic and non-monotonic simple polylines that maximize  $\chi(Q, P)$ . Section 4 presents our results in applying the method to  $x$ -monotonic polylines that model 2-D functional (e.g., measured) data and describes the use of this simplification method to approximate “shape” and “noise” without assuming a parametric model for either.

## 2 Crossing Measure

The crossing measure  $\chi(Q, P)$  is defined for a sequence of  $n$  distinct points  $P = (p_1, p_2, \dots, p_n)$  and a subsequence of  $k$  distinct points  $Q \subset P, Q = (q_1, q_2, \dots, q_k)$  with the same first and last values:  $q_1 = p_1$  and  $q_k = p_n$ . For each  $p_i$  let  $(x_i, y_i) = p_i \in \mathbb{R}^2$ . To understand the crossing measure it is necessary to introduce the idea of left and right sidedness of a point relative to a directed line segment. A point  $p_j$  is on the left side of a segment  $S_{i,i+1} = [p_i, p_{i+1}]$  if the signed area of the triangle formed by the points  $p_i, p_{i+1}, p_j$  is positive. Correspondingly,  $p_j$  is on the right side of the segment if the signed area is negative. The three points are collinear if the area is zero.

For any endpoint  $q_i$  of a segment in  $Q$  it is possible to determine the side of  $P$  on which  $q_i$  lies. Since  $Q$  is a polyline using a subset of the points defining  $P$ , for every segment  $S_{i,i+1}$  there exists a corresponding segment of  $S_{\pi(j), \pi(j+1)}$  such that  $\pi(j)i < i+1 \leq \pi(j+1)$ . The endpoints of  $S_{\pi(j), \pi(j+1)}$  are given a side based on  $S_{i,i+1}$  and vice versa. Two segments intersect if they share a point. Such a point is interior to both segments if only if both segments change sides with respect to each other or the intersection is at an endpoint of at least one endpoint is collinear to the other segment [11, p. 566]. The *crossing measure*  $\chi(Q, P)$  is the number of times that  $Q$  changes sides from properly left to properly right of  $P$  due to an intersection between the polylines. A single crossing can be generated by any of five cases listed below (see Figure 1):

1. A segment of  $Q$  intersects  $P$  at a point distinct from any endpoints;
2. two consecutive segments of  $P$  meet and cross at a point interior to a segment of  $Q$ ;
3. one or more consecutive segments of  $P$  are collinear to the interior of a segment of  $Q$  with the previous and following segments of  $P$  on opposite sides of that segment of  $Q$ ;
4. two consecutive segments of  $P$  share their common point with two consecutive segments of  $Q$  and form a crossing; or
5. in a generalization of the previous case, instead of being a single point the intersection comprises one or more sequential segments of  $P$  and possibly  $Q$  that are collinear or identical.

In Section 2.1 we discuss how to compute the crossings for the first three cases, which are all cases where crossings involve only one segment of  $Q$ . The remaining cases involve more than one segment of  $Q$ , because an endpoint of one segment of  $Q$  or even some entire segments of  $Q$  are coincident with one or more segments of  $P$ ; those cases are discussed in Section 2.2.

In the case where the  $x$ -coordinates of  $P$  are monotonic,  $P$  describes a function  $Y$  of  $x$  and  $Q$  is an approximation  $\hat{Y}$  of that function. The signs of the residuals  $r = (r_1, r_2, \dots, r_n) = Y_P - \hat{Y}$  are computed at the  $x$ -coordinates of  $P$  and are equivalent to the sidedness described above. The crossing number is the number of proper sign changes in the sequence of residuals. The resulting

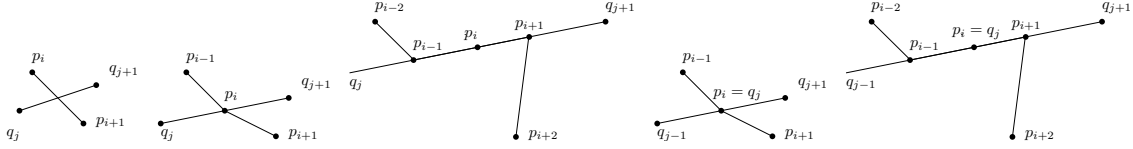


Figure 1: Examples of the five cases generating a single crossing.

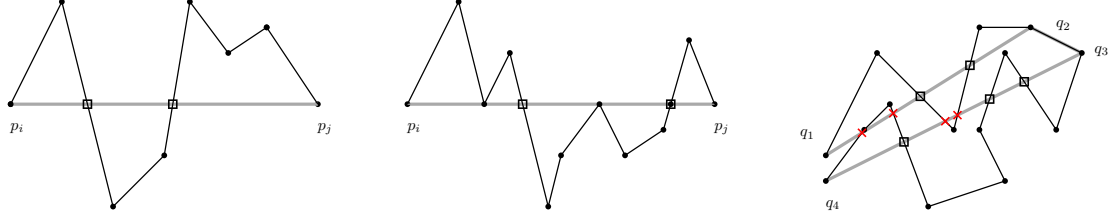


Figure 2: Crossings are indicated with a square and false crossings are marked with a red x. Crossing are only counted when a segment intersects the portion of the chain between its own endpoints.

simplification maximizes the likelihood that adjacent residuals would have different signs, while minimizing the number of original data points retained conditional on that number of sign changes. Note that if  $r$  was independently and identically selected at random from a distribution with median zero, then any adjacent residuals in the sequence  $(r_1, r_2, \dots, r_n)$  would have different signs with probability  $1/2$ .

## 2.1 Counting Crossings With a Segment

To compute a simplification  $Q$  with optimal crossing number for a given  $P$ , we consider the optimal numbers of crossings for segments of  $P$  and combine them in a dynamic programming algorithm. Starting from a point  $p_i$  we compute optimal crossing numbers for each of the  $n - i$  segments that start at point  $p_i$  and end at some  $p_j$  with  $i < j \leq n$ . Computing all  $n - i$  optimal crossing numbers for a given  $p_i$  simultaneously in a single pass is more efficient than computing them for each  $(p_i, p_j)$  pair separately. These batched computations are performed for each  $p_i$  and the results used to find  $Q$ .

To compute a single batch we will consider the angular order of points in  $P_{i+1,n} = \{p_{i+1}, \dots, p_n\}$  with respect to  $p_i$ . Let  $\rho_i(j)$  be a function on the indices representing the clockwise angular order of points  $p_j$  within this set, such that  $\rho_i(j) = 1$  for all  $p_j$  having the smallest clockwise angle measured from the vertical line passing through  $p_i$ , and  $\rho_i(j) \leq \rho_i(k)$  if and only if this angle for  $p_j$  is less than or equal to the corresponding angle for  $p_k$ . See Figure 3. Using this angular ordering we partition  $P_{i+1,n}$  into chains and process the batch of crossing number problems as discussed below.

We define a *chain* with respect to  $p_i$  to be a consecutive sequence  $P_{\ell,\ell'} \subset P_{i+1,n}$  with non-decreasing angular order. That is, either  $\rho_i(\ell') \geq \rho_i(j+1) \geq \dots \geq \rho_i(\ell)$  or  $\rho_i(\ell) \leq \rho_i(j+1) \leq \dots \leq \rho_i(\ell')$ , with the added constraint that chains cannot cross the vertical ray above  $p_i$ . Each segment that does cross is split into two pieces using two “artificial” points on the ray per crossing segment. The points on the “low” segment portions have rank  $\rho_i = 1$  and the identically placed

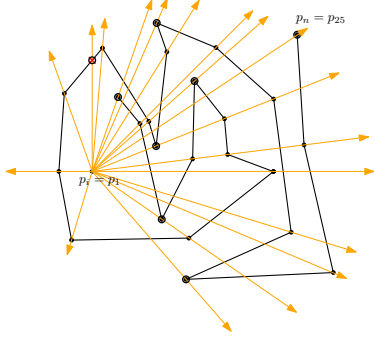


Figure 3: An example of the angular order of vertices in  $P_{i+1,n}$  and the resulting chains

other points have rank  $\rho_i = n + 1$ . These points do not increase the complexities by more than a constant factor and are not mentioned again unless specifically required. Processing  $P_{i+1,n}$  into its chains is done by first computing the angle from vertical for each point and storing that information with the points. Then the points are sorted by angular order around  $p_i$  and  $\rho_i(j)$  is computed as the rank of  $p(j)$  in the sorted list. Since this algorithm works in the real RAM model, this step can be done in  $O(n \log n)$  time with linear space to store the angles and ranks. Creating a list of chains is then computable in  $O(n)$  time and space by storing the indices of the beginning and end of each chain encountered while checking points  $p_j$  in increasing order from  $j = i + 1$  to  $j = n$ . The process to identify all chains involves two steps. First all segments are checked to determine if they intersect with the vertical ray, each in  $O(1)$  time. Such an intersection implies that the previous chain should end and the segment that crosses the ray should be a new chain (note an artificial index of  $i + \frac{1}{2}$  can denote the point that crosses the vertical). The second check is to determine if the most recent segment has a different angular direction from the previous segment. If so, the previous chain “ended” with the previous point and the new chain “begins” with the current segment. Each chain is oriented from lowest angular order to highest angular order.

**Lemma 1** *Consider any chain  $P_{\ell,\ell'}$  (wlog assume  $\ell < \ell'$ ). With respect to  $p_i$  the segment  $S_{i,j} : (i < j \leq n)$  can have at most one crossing strictly interior to  $P_{\ell,\ell'}$ .*

**Proof.** Three cases need to be considered.

**Case 1:**  $\rho_i(\ell) = \rho_i(j)$  or  $\rho_i(j) = \rho_i(\ell')$ . Note that if  $\ell = n$  then no crossing can exist because at least one end (or all) of  $P_{k,\ell}$  is collinear with  $S_{i,j}$  and no proper change in sidedness can occur in this chain to generate a crossing.

**Case 2:**  $\rho_i(j) \notin [\rho_i(\ell), \rho_i(\ell')]$ . These cases have no crossings with the chain because  $P_{k,\ell}$  is entirely on one side of  $S_{i,j}$ . A ray exists between either  $\rho_i(j) < \rho_i(\ell)$  or  $\rho_i(m) < \rho_i(j)$  that separates  $P_{k,\ell}$  from  $S_{P,i,j}$  and thus no crossings can occur between the segment and the chain.

**Case 3:**  $\rho_i(j) \in (\rho_i(\ell), \rho_i(\ell'))$ . Assume that the chain causes at least two crossings. Pick the lowest index segment for each of the two crossings that are the fewest segments away from  $p_i$ . By definition there are no crossings of segments between these two segments. Label the point with lowest index of these two segments  $p_\lambda$  and the point with greatest index  $p_{\lambda'}$ . Define a possibly degenerate cone  $\Phi$  with a base  $p_i$  and rays through  $p_\lambda$  and  $p_{\lambda'}$ . This cone, by definition, separates the segments from  $p_{\lambda+1}$  to  $p_{\lambda'-1}$  from the remainder of the chain. Since this sub-chain cannot circle  $p_i$  entirely there must exist one or more points that have a maximum (or minimum) angular index,

which is a contradiction to the definition of the chain. Hence there must be zero or one crossings only.  $\square$

The algorithm for computing the crossing measure on a batch of segments depends on the nature of  $P$ . If  $P$  is  $x$ -monotone, then the chains can be ordered by increasing  $x$ -coordinates or equivalently by the greatest index among the points that define them. Then a segment  $S_{i,j}$  intersects any chain  $P_{\ell,\ell'}$  exactly once if its  $x$ -coordinates are less than  $p_j$  and  $\rho_i(j) \in (\rho_i(\ell), \rho_i(\ell'))$  (i.e., Case 3 of Lemma 1). The algorithm maintains a modified segment tree with one angular order interval per chain previously included, using the modified segment tree described by van Kreveld *et al.* [6, p. 237]. This data structure requires  $O(\log n)$  time per insertion and  $O(n)$  space. Each point's crossing number is queried in  $O(\log n)$  time, with points examined in order of increasing indices. Once each chain's points have all been queried the chain's interval is added. Correctness follows from the fact that no segment considered can have a crossing within any chain it ends, and chains that span a point's angular order intersect once if the point is sufficiently distant from  $p_i$  relative to the chain. These facts are guaranteed by  $x$ -monotonicity and the proof of Lemma 1.

The problem becomes more difficult if we assume that  $P$  is simple but not necessarily monotonic in  $x$ . While chains describe angular order quite nicely, the non-monotone nature of  $P$  does not allow a consistent implicit ordering of chain boundaries. Thus queries will be of a specific nature: for a given point  $p_j$ , we must determine how many chains are closer to  $i$  and have a lower maximum index than  $j$ . Note that chains do not cross and can only intersect at their endpoints due to the non-overlapping definition of chains and the simplicity of  $P$ . Therefore, sweeping a ray from  $p_i$ , initially vertical, in increasing  $\rho_i$  order defines a partial order on chains with respect to their distance from  $p_i$ . Using a topological sweep [11, p. 481] it is possible to determine a unique order that preserves this partial ordering of chains. Since there are  $O(n)$  chains and changes in “neighbours” defining the partial order occur at chain endpoints, there are  $O(n)$  edges in the partial order and this operation requires  $O(n \log n)$  time to determine the events in a sweep and  $O(n)$  time to compute the topological ordering. Without loss of generality assume that the chains closest to  $p_i$  have a lower topological order.

In our algorithm each chain will be labelled with two labels: the maximum index of its defining points and the topological order. Furthermore, each point  $p_j$  will be labelled with the topological order of the chain to which it belongs (or the minimum of the two if it is in two chains). A sweep in increasing  $\rho_i$  order maintains the set of chains whose range of angular orders properly includes the current  $\rho_i(j)$ . Thus to query the number of crossings of  $S_{i,j}$  we need to determine from the current set of chains the number of them whose topological order is strictly less than the chain or chains containing  $p_j$  and whose maximum index is less than  $j$ . Querying the set in this way is an orthogonal range counting query in  $\mathbb{R}^2$ , and such queries can be performed in  $O(\log^2 n)$  time and  $O(n)$  space with insertion and deletion of chains in  $O(\log^2 n)$  time per event on an elementary pointer machine [5]. The order of operations is as follows: first, build the range counting structure by inserting all chains that begin at the vertical ray from  $p_i$ ; next, for each unique angular order delete all segments whose maximum  $\rho_i$  order is achieved (this maintains the proper intersection of  $\rho_i$  previously mentioned); compute the crossing number of all points with this angular order by querying the data structure; finally, add any new chains starting at this  $\rho_i$ . The artificial points on the vertical are not queried. Correctness follows from Lemma 1 and the previous discussion.

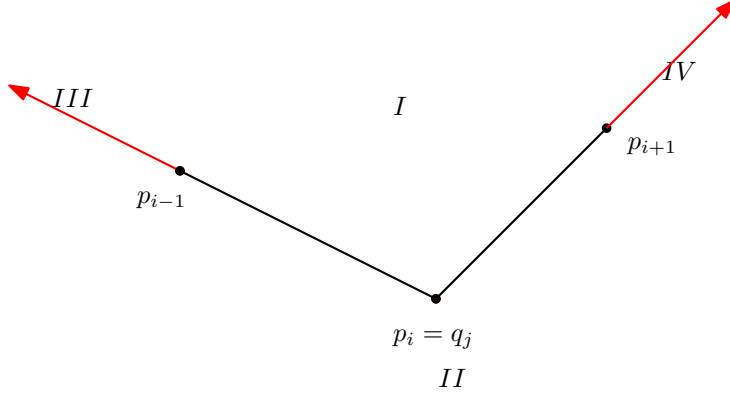


Figure 4: Regions around  $p_j$  that determine a crossing at  $p_j$

## 2.2 Crossings Due to Neighbouring Simplification Segments

There are two cases of a crossing being generated that involve more than one segment of  $Q$  and it is these cases we address now. Suppose that  $p_i = q_j$ . Then there is an intersection between  $P$  and  $Q$  at this point, and we must detect if a change in sidedness accompanies this intersection. Assume initially that  $P$  does not contain any consecutively collinear segments; we will consider the other case later.

We begin with the non-degenerate case where  $(p_{i-1}, p_{i+1}, q_{i-1}, q_{i+1})$  are all distinct points. Each of the points  $q_{j-1}$  and  $q_{j+1}$  can be in one of four locations: in the cone left of  $(p_{i-1}, p_i, p_{i+1})$ ; in the cone right of  $(p_{i-1}, p_i, p_{i+1})$ ; on the ray defined by  $S_{i,i-1}$ ; or on the ray defined by  $S_{i,i+1}$ . These are labelled in Figure 4 as regions *I* through *IV* respectively. In Cases *III* and *IV* it may also be necessary to consider the location of  $q_{i-1}$  or  $q_{j+1}$  with respect to  $S_{i-2,i-1}$  or  $S_{i+1,i+2}$ .

Within the degenerate “case” where the points may not be unique: if  $p_i = q_j$  and  $p_{i+1} \neq q_{j+1}$ , then any change in sidedness is handled at  $p_i$  and can be detected by verifying the previous side from the polyline. If, however,  $p_{i+1} = q_{j+1}$ , then any change in sidedness will be handled further along in the simplification.

By examining these points it is possible to assign a sidedness to the end of  $S_{\pi(j-1),\pi(j)}$  and the beginning of  $S_{\pi(j),\pi(j+1)}$ . Note that the sidedness of a point  $q_{j-1}$  with respect to  $S_{i-2,i-1}$  can be inferred from the sidedness of  $p_{i-2}$  with respect to  $S_{\pi(j-1),i-1}$ , and that property is used in the case of regions *III* and *IV*. The assumed lack of consecutive collinear segments requires that  $\{p_{i-2}, p_{i+2}\} \in I \cup II$  and thus Table 1 is a complete list of the possible cases when  $|P| \geq 5$ . For cases involving *III* or *IV* where  $i \notin [3, n-2]$  then the case is labelled collinear (we discuss the consequences of this choice later).

A single crossing occurs if and only if the end of  $S_{\pi(j-1),i}$  is on the left or right when the beginning of  $S_{i,\pi(j+1)}$  is the opposite. Furthermore, the end of any simplification  $Q_{1,j}$  of  $P_{1,i}$  that ends in  $S_{\pi(j-1),i}$  is labelled left or right in the same way that the end of  $S_{\pi(j-1),i}$  is labelled. This labelling is consistent with the statement that the simplification last approached the polyline  $P$  from the side indicated by the labelling. To maintain this invariant in the labelling of the end of polylines, if  $S_{\pi(j-1),i}$  is labelled as collinear then the simplification  $Q_{1,j}$  needs to have the same

| Entity                        | Categorization | Conditions   |
|-------------------------------|----------------|--|
| End of $S_{\pi(j-1),i}$       | collinear (1)  | $q_{j-1} = p_{i-1}$<br>$q_{j+1} = p_{i+1}$   |
|                               | left (2)       | $q_{j-1} \in I$<br>$(q_{j-1} \in III) \wedge (p_{i-2} \in II)$<br>$(q_{j-1} \in IV) \wedge (p_{i+2} \in II)$ |
|                               | right (3)      | $q_{j-1} \in II$<br>$(q_{j-1} \in III) \wedge (p_{i-2} \in I)$<br>$(q_{j-1} \in IV) \wedge (p_{i+2} \in I)$  |
| Beginning of $S_{i,\pi(j+1)}$ | collinear (1)  | $q_{j-1} = p_{i-1}$<br>$q_{j+1} = p_{i+1}$   |
|                               | left (2)       | $q_{j+1} \in I$<br>$(q_{j+1} \in III) \wedge (p_{i-2} \in II)$<br>$(q_{j+1} \in IV) \wedge (p_{i+2} \in II)$ |
|                               | right (3)      | $q_{j+1} \in II$<br>$(q_{j+1} \in III) \wedge (p_{i-2} \in I)$<br>$(q_{j+1} \in IV) \wedge (p_{i+2} \in I)$  |

Table 1: Left, right, and collinear labels applied to beginning or end of a segment at  $p_j$

labelling as  $Q_{1,j-1}$ . As a basis case, the simplifications of  $P_{1,2}$  and  $P_{1,1}$  are the result of the identity operation so they must be collinear. Note that a simplification labelled collinear has no crossings.

The constant number of cases in Table 1, and the constant complexity of the sidedness test, imply that we can compute the number of crossings between a segment and a chain, and therefore the labelling for the segment, in constant time. Let  $\eta(Q_{1,j}, S_{\pi(j-1),i})$  represent the number of extra crossings (necessarily 0 or 1) introduced at  $p_j$  by joining  $Q_{1,j}$  and  $S_{\pi(j-1),i}$ . We have  $\chi(Q_{1,j}, P_{1,i}) = \chi(Q_{1,j-1}, P_{1,\pi(j-1)}) + \chi(S_{\pi(j-1),i}, P_{\pi(j-1),i}) + \eta(Q_{1,j}, S_{\pi(j-1),i})$ , which highlights possibility of computing the optimal simplification incrementally in a dynamic programming algorithm.

It remains to consider the case of sequential collinear segments. The polyline  $P'$  can be simplified into  $P$  by merging sequential collinear segments, effectively removing points of  $P'$  without changing its shape. When joining two segments where  $p'_i = q_j$ ,  $p'_{i-1}$  and  $p'_i + 1$  define the regions as before but there is no longer a guarantee regarding non-collinearity of  $p'_{i-2}$  or  $p'_{i+2}$  with respect to the other points. The points  $q_{j-1}$  and  $q_{j-2}$  are now collinear if and only if either of them are entirely collinear to the relevant segments of  $P$ . Our check for equality is changed to a check for equality or collinearity. We examine the previous and next points of  $P'$  that are not collinear to the two segments  $[p'_{i-1}, p'_i]$  and  $[p'_i, p'_{i+1}]$ . We find such points for every  $p'_i$  in a preprocessing step requiring linear time and space, by scanning the polyline for turns and keeping two queues of previous and current collinear points.

### 3 Optimal Crossing Measure Simplification

In this section we describe our dynamic programming approach to computing a polyline  $Q$  that is a subset of  $P$  having minimum size  $k$  conditional on maximal crossing measure  $\chi(Q, P)$ . We compute



$\chi(S_{i,j}, P_{i,j})$  in batches, as described in the previous section. Our algorithm will maintain the best known simplifications of  $P_{1,i}$  for all  $i \in [1, n]$  and each of the three possible labellings of the ends. We refer to these paths as  $(Q)_{\sigma,i}$  where  $\sigma$  describes the labelling at  $i$ :  $\sigma = 1$  for collinear,  $\sigma = 2$  for left, or  $\sigma = 3$  for right.

To reduce the space complexity we do not explicitly maintain the (potentially exponential-size) set of all simplifications  $\mathcal{Q}_{\sigma,i}$ . Instead, for each simplification corresponding to  $(\sigma, i)$  we maintain:  $\chi(\mathcal{Q}_{\sigma,i}, P_{1,i})$  (initially zero); the size of the simplification found  $|\mathcal{Q}_{\sigma,i}|$  (initially  $n + 1$ ); the starting index of the last segment added  $\beta_{\sigma,i}$  (initially zero); and the end labelling of the best simplification that the last segment was connected to  $\tau_{\sigma,i}$  (initially zero). The initial values described represent the fact that no simplification is yet known. The algorithm begins by setting the values for the optimal identity simplification for  $P_{1,1}$  to the following values (note  $\sigma = 1$ ).

$$\begin{aligned}\chi(\mathcal{Q}_{1,1}, P_{1,1}) &= 0 \\ |\mathcal{Q}_{1,1}| &= 1 \\ \beta_{1,1} &= 1 \\ \tau_{1,1} &= 1\end{aligned}$$

A total of  $n - 1$  iterations are performed one for each  $i \in [1, n - 1]$  where a batch of segments  $S_{i,j} : i < j \leq n$  is each considered in a possible simplification ending in that segment. Each iteration begins with the set of simplifications  $\{\forall \sigma, \mathcal{Q}_{\sigma,\ell} : \ell \leq i\}$  being optimal, with maximal values of  $\chi(\mathcal{Q}_{\sigma,\ell}, P_{1,\ell})$  and minimum size  $|\mathcal{Q}_{\sigma,\ell}|$  for each of the specified  $\sigma$  and  $\ell$  combinations. The iteration proceeds to calculate the crossing numbers of all segments starting at  $i$  and ending at a later index  $\{\chi(S_{i,j}, P_{i,j}) | j \in (i, n], \}$ , using the method from Section 2. For each of the segments  $S_{i,j}$  we compute the sidedness of both the end at  $j$  ( $\sigma'_j$ ) and the start at  $i$  ( $v'_j$ ). Using  $v'_j$  and all values of  $\{\sigma : \beta_{\sigma,i} \geq 0\}$  it is possible to compute  $\eta(\mathcal{Q}_{\sigma,i}, S_{i,j})$  using just the labellings of the two inputs (see Table 2). It is also possible to determine the labelling of the end of the concatenated polyline  $\psi(\sigma, \sigma'_j)$  using the labelling of the end of the previous polyline  $\sigma$  and the end of the additional segment  $\sigma'_j$  (also shown in Table 2).

| $\eta(\beta_{\sigma,i}, v'_j)$ | $\beta_{\sigma,i}$ |   |   |
|--------------------------------|--------------------|---|---|
|                                | 1                  | 2 | 3 |
| $v'_j$                         |                    |   |   |
| 1                              | 0                  | 0 | 0 |
| 2                              | 0                  | 0 | 1 |
| 3                              | 0                  | 1 | 0 |

| $\psi(\sigma, \sigma'_j)$ | $\sigma$ |   |   |
|---------------------------|----------|---|---|
|                           | 1        | 2 | 3 |
| $\sigma'_j$               |          |   |   |
| 1                         | 1        | 2 | 3 |
| 2                         | 2        | 2 | 2 |
| 3                         | 3        | 3 | 3 |

Table 2: Tables defining the computation of additional crossings  $\eta(\beta_{\sigma,i}, v'_j)$  due to concatenation and the end labelling of the concatenated polyline  $\psi(\sigma, \sigma'_j)$

With these values computed, the current value of  $\chi(\mathcal{Q}_{\psi(\sigma, \sigma'_j)}, P_{1,j})$  is compared to  $\chi(\mathcal{Q}_{\sigma,i}) + \chi(S_{i,j}, P_{i,j}) + \eta(\beta_{\sigma,i}, v'_j)$  and if the new simplification has a greater or equal number of crossings then we can compute:

$$\chi(\mathcal{Q}_{\psi(\sigma, \sigma'_j), j}, P_{1,j}) = \chi(\mathcal{Q}_{\sigma,i}) + \chi(S_{i,j}, P_{i,j}) + \eta(\beta_{\sigma,i}, v'_j)$$

$$\begin{aligned}
|\mathcal{Q}_{\psi(\sigma, \sigma'_j), j}| &= |\mathcal{Q}_{\sigma, i}| + 1 \\
\beta_{\psi(\sigma, \sigma'_j), j} &= i \\
\tau_{\psi(\sigma, \sigma'_j), j} &= \sigma
\end{aligned}$$

Correctness of this algorithm follows from the fact that each possible segment ending at  $i + 1$  is considered before the  $(i + 1)$ -st iteration. For each segment and each labelling, at least one optimal polyline with that labelling and leading to the beginning of that segment must have been considered, by the inductive assumption. Since the number of crossings in a polyline only depends on the crossings within the segments and the labellings where the segments meet, the inductive hypothesis is maintained through the  $(i + 1)$ -st iteration. It was also trivially true in the basis case  $i = 1$ . With the exception of computing the crossing number for all of the segments, the algorithm requires  $O(n)$  time and space to update the remaining information in each iteration. The final post-processing step is to determine  $\sigma_{max} = \arg \max_{\sigma} \chi(\mathcal{Q}_{\sigma, n})$ , finding the simplification that has the best crossing number. We use the  $\beta$  and  $\tau$  information to reconstruct  $\mathcal{Q}_{\sigma_{max}, n}$  in  $O(k)$  remaining time.

The algorithm requires  $O(n)$  space in each iteration and  $O(n \log^2 n)$  time per iteration to compute crossings of each batch of segments dominates the remaining time per iteration. Thus for simple polylines  $\mathcal{Q}_{\sigma_{max}, n}$  is computable in  $O(n^2 \log^2 n)$  time and  $O(n)$  space and for monotonic polylines it is computable in  $O(n^2 \log n)$  time and  $O(n)$  space.

## 4 Results and Smooth Shape Approximation

Our goal was to approximate shape (and noise) in a parameterless fashion. In this section we present results of applying the simplification to monotonic data with and without noise. We then describe how we perform a parameterless *smooth bootstrap-like* operation, and give results for the median and the 95% confidence intervals (i.e., error approximations). We conclude by showing the results applied to a spectrum acquired from a Fourier transformed infrared microscope.

Our first point set is given by  $p = (x, x^2 + 10 \cdot \sin x)$  for 101 equally spaced points  $x \in [-10, 10]$ . The maximal-crossing simplification for this point set has 5 points and 7 crossings. We generated a second point set by adding standard normal noise generated in MATLAB with *randn* to the first point set. The maximal-crossing simplification of the data with standard normal noise has 19 points and a crossing number of 54. We generated a third point set from the first by adding heavy-tailed noise consisting of standard normal noise for 91 data points and standard normal noise multiplied by ten for the remaining ten points. The maximal-crossing simplification of the signal contaminated by heavy-tailed noise has 20 points and a crossing number of 50. These results are shown in Figure 5.

As can be seen in Figure 5, the crossing-maximization procedure gives a much closer approximation to the signal when there is some nonzero amount of noise present to provide opportunities for crossings. We might expect that in the case of a clean signal, we could obtain a more useful approximation by artificially adding some noise before computing our maximal-crossing polyline. However, to do so requires choosing an appropriate distribution for the added noise, and we wish to keep our procedure parameterless.

The residuals between the data and the optimal crossing approximation form a good first approximation of the noise within the data. If these residuals are not zero-centered then their median should be subtracted to provide a zero-centered distribution. We can take the original data points and subtract, at each point, a value selected uniformly at random with replacement from the zero-

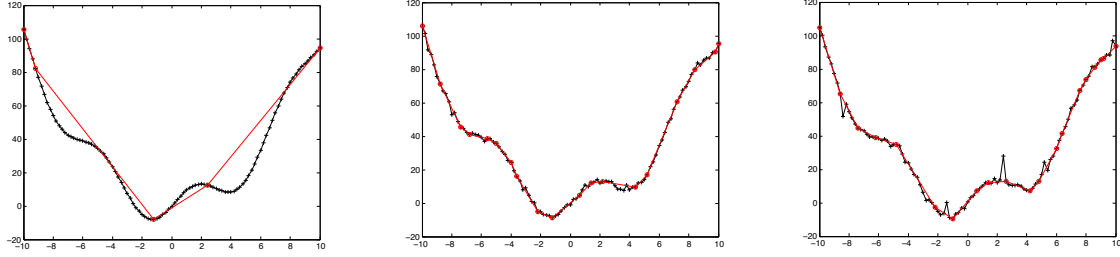


Figure 5: The optimal crossing path for  $p = (x, x^2 + 10 \cdot \sin x)$ , without noise, with standard normal noise and with heavy-tailed (mixed gaussian) noise.

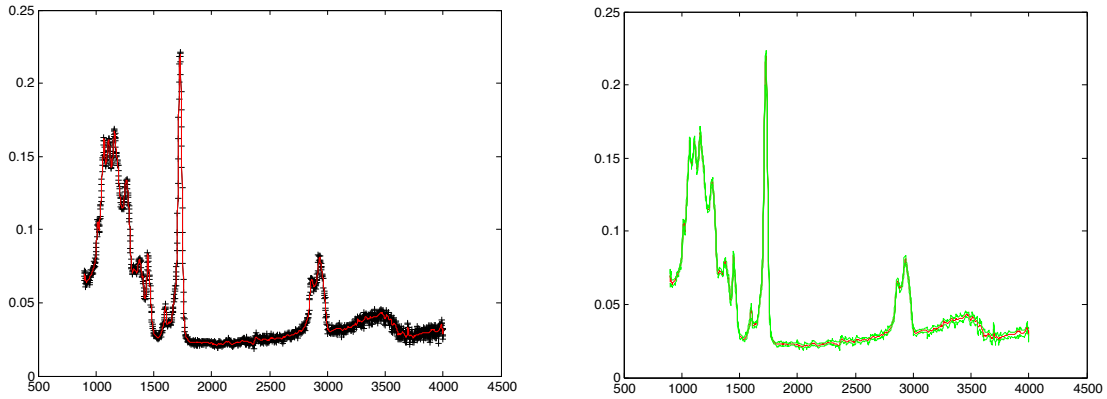


Figure 6: The data is in black (with crosses) and contains 1610 data points), the median bootstrap approximation is in red and the green lines are the bootstrapped approximations of the 5 and 95 percentiles.

centered residuals. Then by finding the maximal-crossing polyline of the resulting modified data, we obtain a *noise-based approximation*. We repeat this procedure for different random selections of which residuals to apply to which data points. This *smooth bootstrap-like* approach is similar to “smooth bootstrap” estimation, which normally would use a parameter-based model of the error [12]. Our procedure is parameterless. Repeated evaluation of noise based approximations produce multiple  $y$  values for all  $x$  values. Using the median of these and finding the 5th and 95th percentiles results in an approximation of signal and noise after relatively few iterations. Results from 90 iterations of this calculation applied to a Fourier transformed infrared spectrum are shown in Figure 6.

## 5 Discussion and Conclusions

The optimal crossing measure simplification is robust to small changes of  $x$ - or  $y$ -coordinates of any  $p_i$  when the points are in general position. This robustness can be seen by considering that the

crossing number of every simplification depends on the arrangement of lines induced by the line segments, and any point in general position (by definition) can be moved some  $\epsilon$  without affecting the combinatorial structure of the arrangement. The simplification is also invariant under affine transformations because these too do not modify the combinatorial structure of the arrangement. In the case of  $x$ -monotonic polylines, the simplification possesses another useful property: the more a point is an outlier, the less likely it is to be included in the simplification. In the limit, increasing the  $y$ -coordinate of any point  $p_i$  to infinity ( $x$ -monotonicity remains unchanged) will remove  $p_i$  from the simplification. That is, if  $p_i$  is initially included in the simplification, then once  $p_i$  moves sufficiently upward, the two segments of the simplification adjacent to  $p_i$  cease to cross any input segments in  $P$ .

We discuss an additional improvement achievable by bounding sequence lengths. If a parameter  $m$  is chosen in advance such that we require that the longest segment considered can span at most  $m - 2$  vertices, then with the appropriate changes the algorithm can find the minimum sized simplification conditional on maximum crossing number and having a longest segment of length at most  $m$  in  $O(nm \log^2 m)$  time for simple polylines or  $O(nm \log m)$  time for monotonic polylines, both with linear space. Since long line segments tend to be rare in good simplifications, we can set  $m$  to a relatively small value and still obtain good simplification results while significantly improving speed.

Finally, this research presents a method to approximate the shape and noise without an implied model for the data nor a need for parameters. Application of the shape and noise approximation in the monotonic (functional) data case has shown promising results when used in conjunction with the bootstrap method described here.

## References

- [1] Pankaj K Agarwal, Sarel Har-Peled, Mabil H Mustafa, and Yusu Wang. Near-linear time approximation algorithms for curve simplification. In *Algorithms - ESA 2002*, volume 2461 of *Lecture Notes in Computer Science*, pages 195–202. Springer Verlag, 2002.
- [2] Pankaj K Agarwal and K R Varadarajan. Efficient algorithms for approximating polygonal chains. *Discrete and Computational Geometry*, 23:273–291, 2000.
- [3] H. Alt and L.J. Guibas. Discrete geometric shapes: Matching, interpolation, and approximation. *Handbook of computational geometry*, 1:121–153, 1999.
- [4] W.S. Chan and F. Chin. Approximation of polygonal curves with minimum number of line segments. In Toshihide Ibaraki, Yasuyoshi Inagaki, Kazuo Iwama, Takao Nishizeki, and Masafumi Yamashita, editors, *Algorithms and Computation*, volume 650 of *Lecture Notes in Computer Science*, pages 378–387. Springer Berlin / Heidelberg, 1992.
- [5] Bernard Chazelle. A functional approach to data structures and its use in multidimensional searching. *SIAM Journal on Computing*, 17(3):427–462, 1988.
- [6] Mark de Berg, Otfried Cheong, and Mark van Kreveld ad Mark Overmars. *Computational Geometry: Algorithms and Applications*. Springer, third edition edition, 2008.
- [7] D Douglas and T Peucker. Algorithms for the reduction of points required to represent a digitised line or its caricature. *The Canadian Cartographer*, 10:112–122, 1973.

- [8] John Hershberger and Jack Snoeyink. Cartographic line simplification and polygon csg formulae in  $o(n \log^* n)$  time. *Computational Geometry: Theory and Applications*, 11(3-4):175–185, December 1998.
- [9] Hiroshi Imai and Masao Iri. Polygonal approximation of curve-formulations and algorithms. In Godfried T. Toussaint, editor, *Computational Morphology: A Computational Geometric Approach to the Analysis of Form*, pages 71–86. North-Holland, 1988.
- [10] A Melkman and Joseph O’Rourke. On polygonal chain approximation. In Godfried T. Toussaint, editor, *Computational Morphology*, pages 87–95. North-Holland, 1988.
- [11] Steven S. Skiena. *The Algorithm Design Manual*. Springer, second edition edition, 2008.
- [12] Rand R Wilcox. *Fundamentals of Modern Statistical Methods*. Springer Verlag, second edition edition, 2010.